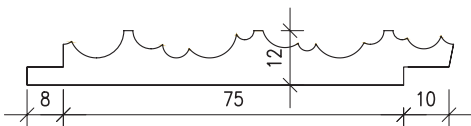



DON

SOLID TIMBER WALL PANELS



DON Profile - Half Lap option



Raw Material: Solid Timber

Randomised lengths: Sold per m²

Standard widths: 93mm

Standard thickness: 12mm


Standard cover: 75mm

Method of fixing: Adhesive / Pinning

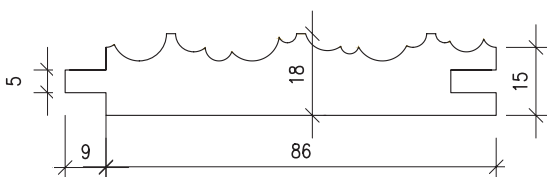

Sizes are subject to change in response to changes in moisture levels.

SKELF panels will be dispatched at given sizes, but a margin of error should be used when producing layout drawings for expansion and contraction in the timber.

We are in regular consultation with the Scottish Timber Trade Association. The species listed may vary throughout the year based on UK sustainable growth patterns.



DON Profile - Tongue and Groove option



Raw Material: Solid Timber

Randomised lengths: Sold per m²

Standard widths: 95mm

Standard thickness: 18mm

Standard cover: 86mm

Method of fixing: Adhesive / Pinning

Sizes are subject to change in response to changes in moisture levels.

SKELF panels will be dispatched at given sizes, but a margin of error should be used when producing layout drawings for expansion and contraction in the timber.

We are in regular consultation with the Scottish Timber Trade Association. The species listed may vary throughout the year based on UK sustainable growth patterns.

SKELF is a trading name of SCENENGINEERING
74 Hydepark Street, Glasgow, G3 8BW
enquiries@skelf.scot
www.skelf.scot

Supply Chain Certification

